118 - TECHNICAL EVALUATION OF CHILDREN AND ADOLESCENTS IN THE "PROJECT OF INITIATION TO FOOTBALL" IN THE CITY OF PATOS - PB.

Renan Carneiro Nunes1
Marcos Antonio Medeiros do Nascimento1
1.Faculdades Integradas de Patos – PB
marcoskkproef@hotmail.com

doi:10.16887/87.a1.118

Football proves to be more than a game, many times, football represents a self-affirmation of a group or of a people. It is not by chance that the sport is the most popular and practiced on the planet, involve a large group with different social classes, ethnic, gender, religion, among others, consequently, it is obvious the great pleasure for the people in practice or, even, to experience the sport, perhaps by their way of playing or even their rules that allow the practice in any environment. Football is characterized by antagonism of simplicity with the complexity of the game, where your practitioner allows his enthusiasm to take care of his rationality and that, statistically, it is the sport that more has results unlikely, calls zebras. Why, for many, football confused with his own life, turning this sport into a metaphor of its history. The rules of football were placed during the second half of the 19th century in England ().

The sport comes with recognition by the population as a cultural manifestation, in which each individual has a way of showing their joy, sorrow, among other features football (NOGUEIRA, 2011).

The benefits of football will promote an improvement in quality of life, promoting an attention regarding the relationship between the physical activities and the indices of technical level for the state of overall health of children and adolescents (BÖHME, 2003).

The football, in Brazil, is a phenomenon that captivates and impresses by its greatness. This manifesto is natural, but for everything in life has its time, especially as regards the practice of sports. The sport should be treated appropriately, respecting the individuality farming, independent of the interests or goals of formal institutions or informal (FILGUEIRA, 2006).

There are a number of transformations or changes in the physical structure of the child in the age group of the initiation in soccer, comprised in the so-called minor categories from 08 to 12 years of age (FREIRE, 2002).

The present study is a descriptive cross-sectional study of the type of case, since all measurements will be made in a single "moment", and therefore there is no follow-up period for individuals, where first, the question will be defined To define the population to be studied and a method of choosing the sample, and finally to define the phenomena to be studied and the methods of measurement of the variables of interest. These types of studies are appropriate to describe population characteristics with respect to certain variables and their distribution patterns.

The execution of the tests was exactly according to the protocol below, in the premises of the Municipal Stadium José Cavalcanti, soccer field in the city of Patos-PB, where beginners, aged 13 years (under 13) and 17 years (Sub 17).

The sample consisted of 30 males, divided into two groups. Group 1 consisted of 15 beginners in the age group of 13 (sub 13) and group 2 was composed of 15 beginners in the 17 year age group (subgroup 17). They participate in the project and train twice a week.

After performing the tests, the athletes will be duly scored for evaluation by means of classification, and the data collected will be analyzed through descriptive statistics, the results being presented through tables and graphs.

During the execution of the tests the beginners were duly scored for evaluation by means of classification.

1. Dribble - Dribble Test of Mor - Christian.

Field Markings: A circular course with a diameter of 18.5 m is marked on the football field. The start line is a 91.5 cm line drawn perpendicular to the circle. Cones are placed 46 cm high with intervals of 4.5 m around the circle. (Figure 1)

Facilities Required: For application of specific skills tests for soccer, a grass field in official dimensions with beacons is required.

Procedures: A soccer ball is placed on the start line. At the sign: "There. Go. ", The examiner dribbles the ball around the course, running sinuously through the cones until he returns to the start line, trying to complete the course as fast as possible. Three attempts are made, recorded for the nearest 0.1s. The final attempt is performed clockwise, the second in the counterclockwise direction, and the third in the direction of the subject's choice.

Results: The result of the test is the combination of the two best attempts of the three timed.

Figure1. Field scheme for Dribble Test of Mor - Christian.

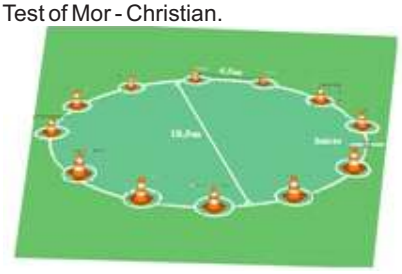

2. Pass Test of Mor - Christian.

Field Markings: A goal of 91 cm wide and 46 cm high is marked with two cones and a rope. Three other cones are placed 14 m from the center of the goal, at 90 ° and 45 °.

Facilities Required: For the application of specific skills tests for soccer, a grass field in official dimensions with beacons is required.

Equipment: Several soccer balls, five cones with 46 cm, 1.22 m of rope, tape measure, spreadsheet for results and pencil.

Procedures: The examinees pass a stopped ball with dominant corporal follow-up or the choice, into a small goal, from the three angles marked by the cones. Four consecutive trials are given for each angle, totaling 12. Two practice attempts are allowed for each angle.

Results: A point is awarded for all passes that enter the goal (pass through the cones) or touch one of them. The evaluator can make a total score of 12 points.

Figure 2: Field marking for pass test, by Mor – Christian.

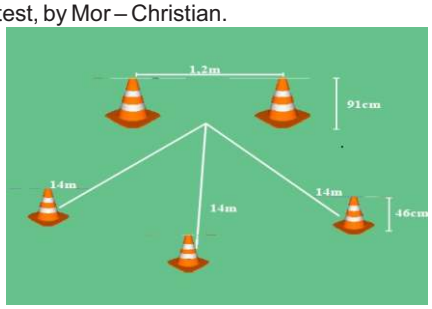

3. Chute Test of Mor - Christian.

Field Markings: A statutory football goal is divided into score areas by two ropes suspended on the crossbar, at 1.22 m from all goals scored. In addition, each result area is divided into upper and lower target areas, with a circumference of 20 cm radius. A kick line is scored 14.5 m from the goal.

Facilities Required: For the application of specific skills tests for soccer, a grass field in official dimensions with beacons is required.

Procedures: The examiner kicks a stationary ball with the dominant foot or of choice, at any point along the 14.5 m kick line. Four attempts are offered for practice, and then four consecutive kicks are attempted on each of the circumferences, totaling 16 attempts.

Results: If the ball is kicked in or rebound on any intended target, ten points are awarded; Four points are scored if the ball is kicked in or rebound on any target adjacent to that intended. Points are not awarded for kicks that go between target areas or for balls that roll or jump across target areas. The maximum score is 160 points.

Figure 3: Field marking for kick test, by Mor - Christian.

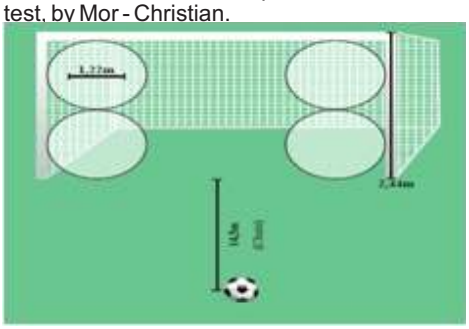

4. Domain test, medium and long pass or launch, by Nascimento – Policarpo.

Field Markings: Marking a circle in the center of the football field with a radius of 1.82 m and two others with the same radius at a 45 ° angle at distances of 20 and 40 meters on opposite sides.

Equipment: Soccer balls, 12 cones with 30 cm high and spreadsheet for results and pencil.

Procedures: The examinees dominate and pass the ball, from the center circle of a distance of 14m sent by evaluator, with dominant body follow-up or choice. When receiving the ball you must always pass it in a sequence: pass 1 to the first circle with a pass considered average (20 meters) and pass 2 to the second circle at a distance of 40 meters, being considered long pass or throw, until who performs the 12 passes. The examinee will be entitled to 6 consecutive attempts for each distance. Two practice attempts will be allowed for each circle.

Results: 0 (zero) is assigned for each domain not in place and for each pass that does not reach the circle, being considered 0 = not executed and a point 1 = Executed for each domain effected in the place and each pass that reaches the circles For medium and long pass or touching one of them. The examinee can make a total score of 24 points.

Figure 4: Field marking for domain, medium pass and long distance (launch) tests by Nascimento-Policarpo.

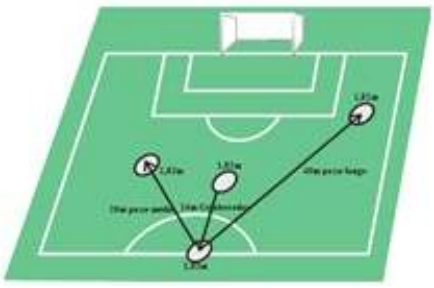

5. Test domain, dribble and pass, by Nascimento - Policarpo..

Field Markings: A circle is marked at a 45-degree angle at a distance of 20 m from the center of the football field with a radius of 1.82 m in diameter, five cones towards the bottom line, equidistant from one meter from the other and Six cones within the large area where two cones lie in the center of the lateral line of the small area and a cone between the two in the center of the goal on the same line, the others will lie in a second imaginary line between the lines of the small and large area .

Equipment: Soccer balls, 11 cones with 30 cm high, stopwatch, spreadsheet for results and pencil.

Procedures: The athletes dominate the ball with dominant body or choice from the central circle received from a distance of 20m and in motion dribbles the five cones (6 consecutive attempts) towards the bottom line and executes pass Towards the area, with 02 attempts for the cones of the first beam, 02 for the middle ones and 02 for the second beam, in that order. Two attempts at practice are allowed. The time will be timed from the first moment in which the examiner receives the ball to make the domain until the execution of the pass.

Results: 0 (zero) is assigned for each domain not in place and for each pass that does not reach the cones located in the small area, being considered 0 = not executed and a point 1 = Executed for each domain effected in the place and each pass That reach the cones or touch one of them positioned in the small area in the established order. The examiner can score a total of 12

points. The dominant follow-up of the person examined must be respected, with the marking on the opposite side, if it is sinister.

Figure 5: Field marking for domain dribble and pass test by Nascimento-Policarpo.



6. Domain test, dribble and kick, by Nascimento-Policarpo.

Field Markings: A circle shall be marked at a 45 ° angle at a distance of 20 m from the center of the football field with a radius of 1,82 m in diameter, five cones towards the center of the goal; Equidistant at 1 meter from one another. The statutory soccer goal is divided into score areas by two ropes suspended on the beam, 1.22 m from the ground. Where circumferences with 1.20 m radius will be positioned in the upper and lower corners, which are used as targets. The Examined shall execute the kicks at a distance of 14.5 meters from the goal.

Equipment: Soccer balls, 6 cones with 30 cm in height, 4 arcs with 1.20 cm in circumference, ropes, stopwatch, spreadsheet for results and pencil.

Procedures: The athletes dominate the ball, with dominant corporal follow-up or choice, from the central circle, received from a distance of 20m, and in movement dribbles the five cones (6 consecutive attempts) toward the goal; Looking for position in the line of kick, to execute the kick towards the areas delimited by the circles. The time will be timed from the first moment in which the examiner receives the ball to effect the dominion until the end of all the kicks. You will be allowed 6 tries aiming to hit between the arches on the beam.

Two attempts at practice are allowed.

Results: A point is assigned for each realm in place and for each kick taken that hits the bows or passes through any of them. The examiner can score a total of 12 points. The dominant follow-up of the person examined must be respected, with the marking on the opposite side, if it is sinister. Distance between cones: 1m 1,82m 14m Contributor 1, 22m 14,5m.

Figure 6: Field marking for domain dribble and kick test proposed by Medeiros-Policarpo.

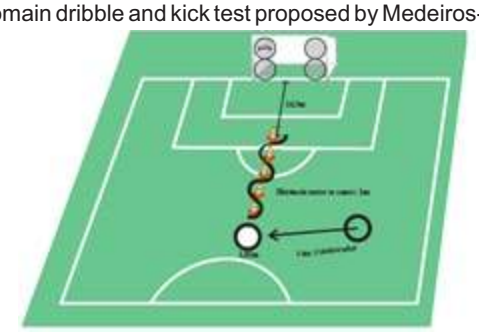

7. Domain testing, driving and long pass or launch by Nascimento – Policarpo.

Field Markings: A circle is marked at a distance of 10 m from the bottom line with a radius of 1,82 m in diameter, a cone at 02 m from the same bottom line, and at a distance of 15 meters from it another circle with The same specifications, six cones within the large area, where two cones are in the center of the lateral line of the small area and a cone between the two, in the center of the goal, in a same line, the others will be in a second imaginary line between the lines of the Small and large area.

Equipment: Soccer balls, 6 cones with 30 cm in height, spreadsheet for results and pencils.

Procedures: The examinees dominate the ball, with dominant or preferred body follow-up, from the circle located 15m from the bottom line, leads the ball to the cone located near the bottom line and centers the ball towards the small area being 02 attempts for the cones of the first line, 02 for the middle ones and 02 for the ones of the second line, in that order, the six cones situated as follows: in the next two meters of the frontal line of the small area, both inside and out , Where the ones inside should be two over the lateral line of the small area and one in the center of them, and another three in a same line out of the area.

The time will be timed from the first moment in which the examinee receives the ball to effect the dominion until the end of all the passes. Two attempts at practice are allowed.

Results: When examined, a point is assigned for each domain made on site and another point for each pass in the direction of the area. You can add up to 06 points in each evaluation point, which can reach 12 points. 2m 2m 1.82m 14m Contributor 1st Half 2nd 2m

Figure 7: Field marking for domain, ball driving, long pass or throw proposed by Nascimento-Policarpo.

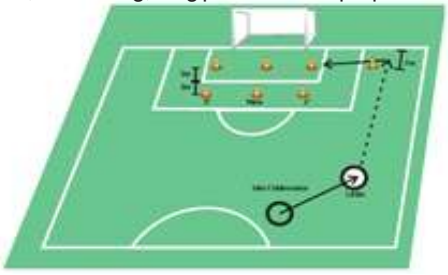

8. Domain and kick-or-finish test by Nascimento - Policarpo.

Markings in Field: It is marked with a cone at 02 m from the bottom line, and at a distance of 5 meters from the corner, Six cones situated as follows: within two meters of the front line of the small area, both indoors and Outside, where the ones inside should be two over the lateral line of the small area and one in the center of them, and another three in a same line out of the area. The statutory soccer goal is divided into score areas by two ropes suspended on the beam, 1.22 m from the ground. Where

circumferences with 1.20 m radius will be positioned in the upper and lower corners, which are used as targets.

Equipment: Soccer balls, 6 cones with 30 cm in height, 4 arcs with 1.20 cm in circumference, ropes, spreadsheet for results and pencil.

Procedures: The examiner must position him to receive these passes, to dominate and to kick towards the goal or to cast directly to the goal. Two attempts at practice are allowed.

Results: When examined, one point is assigned for each domain made and another for the kick that touches or passes between the arcs in the goal, and two points for the direct end that also touches or passes between said arcs, thus computing the domain And the kick, that is, one point for each. The examiner may reach 12 points.

Figure 8: Field marking for dominance and kick and shot by Nascimento-Policarpo.

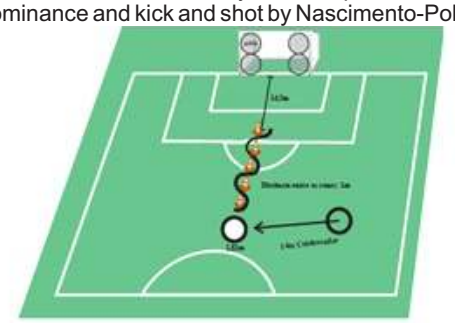

Table1: Classification of the different levels of technical skills of young players of SUB 13 and SUB 17. Nascimento - Policarpo, 2014

CATEGORY SUB 13 AND SUB 17	
CLASSIFICATION	**PUNCTUATION**
WEAK	
REGULAR	**100 - 156**
GOOD	**157 - 195**
VERY GOOD	**196 - 235**
EXCELLENT	**≥ 236**

The analysis of the results of the present study obeyed the assumptions of scientific authenticity, where eight tests were carried out with children and adolescents at the place where they practice their sport, José Cavalcanti. The tests that are by the authors Christian and Mor, Nascimento e Policarpo, which is to evaluate the technical level of athletes practicing football. Where they are described in the classification levels of the technical skills of young soccer players of the school area Sub 13 and Sub 17, the determination of levels of technical ability was obtained from the sum of the points acquired in the respective tests of technical qualities.

However, in order to identify the technical qualities of the athletes evaluated in their respective subgroups of sports qualification several tests were done. Table 1 below analyzes the distribution of data for all field-specific technical skills tests (table 1). The average age of the evaluated athletes was 13 to 17 years.

Results show a logical behavior, in which the results of Sub 17 are superior to those obtained for Sub 15, since the boys of the above categories are already more experienced in the middle of soccer and more time participating in the project.

The graph shows the results of the Educational Football Project the level of technical qualification of the athletes. Indicating that the test battery allows to identify the level of specific technical skill in young soccer practitioners in the categories of bases Sub 13 and Sub 17.

GRAFIC 1. Percentage of student's technical levels.

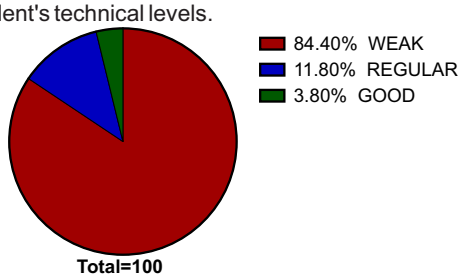

In sport, evaluation is of the utmost importance for the preparation of training. For this, a correct selection of the type of test to be used is essential (PASETTO et al., 2011). The studies on soccer in children are still quite scarce, however, it has been increasing the interest of researchers in this area, seeking to know better and better the processes that aid sports performance. From then on, make scientific assessment to identify the levels of development of tactical skills and have an improvement of teaching learning processes.

In the end, it is noted that the work of the soccer school seeks to specifically aim, in addition to the development and learning of the sports modality in question, the promotion of health and fitness, acquisition of habits and motor conducts (expanding the repertoire Motor), and the understanding of sport as a cultural (human) factor, stimulating feelings of solidarity, cooperation, autonomy and creativity, and its management should be fostered by practicing students, safeguarding the guidance by qualified professionals, not caring With the immediate result, leaving this moment for posterity, when the formation of athletes will begin, through more specific training. But it is not easy to train men when the system calls for robots. It is not easy to develop citizen, critical, conscientious, educated, and creative athletes when the system calls for obedient and automatically disposable "machines" when they fail to produce the expected output. However, far from an early specialization, the sport must allow the beginner child to obtain a good motor culture. By providing the young person with adequate motor learning, sports practice will be extended to all.

The work of initiation with any sport has to be, in theory and practice, a humanly creative and responsible exercise, governed by its own pedagogy, transmitting itself much more than the learning of the technical levels taught. Even if the project does not aim to create professional players, giving students ethical, social and moral values, they should have been taught through the various possibilities that the concept of sports encompasses, so that the student can be made an agent and transforming being Of his time, worried about a citizenship that allows him to live well in whatever way of the sport chosen by him to follow.

REFERENCIAS

AZEVEDO MR, ARAÚJO CL, COZZENSA DA SILVA MC, HALLAL PC. Tracking of physical activity from adolescence to adulthood: a population-based study. Rev Saude Publica 2007;41:69-75.

BALE, JOHN; MAGUIRE, JOSEPH (orgs) (1994), The Global Sports Arena: Athletic Migration in an Interdependent World. Londres: Taylor & Francis.

BARONI BM, WIEST MJ, GENEROSI RA, VAZ MA, JUNIOR ECPL. Efeito da fadiga muscular sobre o controle postural durante o movimento do passe em atletas de futebol. Rev Bras Cineantropom Desempenho Hum. 2013;13:348-53.

RODRIGUES ME, MARINS JCB. Counter movement e squat jump: análise metodológica e dados normativos em atletas. Revista Brasileira de Ciência e Movimento. 2012;19(4):108-19.

RONQUE, E.R.V. Crescimento físico e aptidão física relacionada a saúde em escolares de alto nível socioeconômico. 2003. Dissertação (Mestrado) – Universidade Estadual de Campinas, Campinas, 2003.

VERARDI CEL, MAIN FHS, VANZEI RP, OLIVEIRA WC, MARCO A, LOBO APS, et al. A Influencia dos pais e a iniciação: um estudo de caso com o programa segundo tempo. Pulsar. 2010;2(2).

TECHNICAL EVALUATION OF CHILDREN AND ADOLESCENTS IN THE "PROJECT OF INITIATION TO FOOTBALL" IN THE CITY OF PATOS - PB.

ABSTRACT

The knowledge of the functions that interact in the training and development process in the school sports preparation is a point that needed the combination of the scientific and pedagogical parameters with the objective of offering a global income, which allowed to identify the characteristics and specializations that show the quality and The level of technical skill required for the selection process, which leads to the reflection on the search for different procedures and methods for the current interest in the world of sport, especially in the modality of football. The technical level of the soccer beginners of the educational soccer project in the city of Patos - PB was evaluated. We evaluated 30 young soccer practitioners of the Sub 13 and Sub 17 categories of a soccer project. The study was developed through the evaluation of technical skills of soccer and it is necessary to evaluate the dribbling, passing, kicking of athletes, measuring the domain, medium and long pass or throwing, measuring the domain, dribbling and passing, measuring the domain, Dribbling and kicking, measuring the field, conducting and long pass or throwing, measuring the field and kicking or finishing and therefore assess the technical level of the athletes of children and adolescents beginners of the soccer in the project "Educational Football in the city of Patos- PB" The present study was a cross-sectional, descriptive study, and after the tests were performed the athletes were duly scored for evaluation by means of classification, and the data collected were analyzed through descriptive statistics, and the results were presented Through tables and graphs. KEYWORDS: Technical skills. Soccer. Schoolchildren.

EVALUATION TECHNIQUE ADOLESCENTS DU FOOTBALL PROJET D'INITIATION PATOS VILLE – PB.

RÉSUMÉ

Connaissance des fonctions qui interagissent dans le processus de formation et de développement dans la préparation des sports scolaires est un point qui avait besoin de la combinaison de paramètres scientifiques et éducatifs afin de fournir un résultat global, qui a identifié les caractéristiques et les spécialisations qui montrent la qualité et le niveau de compétence technique requise pour le processus de sélection, ce qui conduit à une réflexion sur la recherche de différentes procédures et méthodes pour l'intérêt actuel dans le monde du sport, en particulier en mode football. Il a évalué le niveau technique du football débutants le projet éducatif de football dans la ville de Patos - PB. Un total de 30 pratiquants de football des jeunes des catégories Sub 13 et Sub 17 d'un projet de football. L'étude a été réalisée en évaluant les compétences de football techniques est nécessaire pour apprécier le dribble, la passe, le tir des athlètes, de mesurer la surface, passe à moyen et long ou le lancement, mesurer la surface, dribbler et passer, mesurer la surface , dribbler et kick, mesurer la surface, la conduite et longue passe ou libérer, mesurer la surface et kick ou cordier et donc d'évaluer le niveau technique des athlètes des enfants et débutants adolescents de football dans le projet "Educational Football dans la ville de Patos- PB ". Cette étude a porté sur une étude transversale descriptive de, et après les essais, les athlètes ont été dûment marqués pour l'évaluation au moyen de la classification, et les données recueillies ont été analysées à l'aide de statistiques descriptives, et les résultats ont été présentés par le biais de tableaux et graphiques.

MOTS-CLES: Compétences techniques. Football. School.

EVALUACIÓN DE LA TÉCNICA DE NINOS Y ADOLESCENTES DEL PROYECTO DE INICIACION AL FÚTBOL DE LA CIUDAD DE PATOS - PB.

RESUMEN

Conocimiento de las funciones que interactúan en el proceso de formación y desarrollo en la preparación de deportes de la escuela es un punto que necesita la combinación de parámetros científicos y educativos con el fin de proporcionar un resultado integral, que identifica las características y especializaciones que muestran la calidad y el nivel de habilidad técnica requerida para el proceso de selección, lo que conduce a la reflexión sobre la búsqueda de distintos procedimientos y métodos para el interés actual en el mundo del deporte, especialmente en el modo de fútbol. Se evaluó el nivel técnico de los principiantes de fútbol del proyecto educativo en la ciudad de Patos - PB. Un total de 30 alumnos de fútbol base de las categorías Sub 13 y Sub 17 de un proyecto de fútbol. El estudio se realizó mediante la evaluación de las habilidades técnicas de fútbol es necesaria para permitirle evaluar la baba, el pase, el tiro de los atletas, medir el área, pase y lanzamiento media o larga, medir el área, driblar y pasar, medir el área , driblar y patada, medir el área, la conducción y pase de largo o liberación, medir el área y patear o cordal y, por tanto, evaluar el nivel técnico de los atletas de los niños y adolescentes principiantes de fútbol en el proyecto "Fútbol para la Educación en la ciudad de Patos- PB". Este estudio abordado es un estudio transversal descriptivo de, y después de las pruebas de los atletas fueron debidamente marcados para su evaluación por medio de la clasificación, y los datos obtenidos fueron analizados utilizando estadística descriptiva, y los resultados se presentaron a través de tablas y gráficos. PALABRAS CLAVE: habilidades técnicas. Fútbol. Escuela.

AVALIAÇÃO TÉCNICA DE CRIANÇAS E ADOLESCENTES DO PROJETO DE INICIAÇÃO AO FUTEBOL DA CIDADE DE PATOS – PB.

RESUMO

O conhecimento das funções que interatuam no processo de formação e desenvolvimento na preparação esportiva escolar é um ponto que precisou a combinação dos parâmetros científicos e pedagógicos com o objetivo de oferecer um rendimento global, o que permitiu identificar as características e especializações que mostre a qualidade e o nível de habilidade técnica necessária para o processo de seleção, o que leva à reflexão sobre a busca de diferentes procedimentos e métodos para o interesse atual no mundo do desporto, especialmente na modalidade do futebol. Foi avaliado o nível técnico dos iniciantes de futebol do projeto futebol educativo na cidade de Patos – PB. Foram avaliados 30 jovens praticantes de Futebol das categorias Sub 13 e Sub 17 de um projeto de futebol. O estudo foi desenvolvido através da avaliação de habilidades técnicas do futebol sendo necessário para isso avaliar o drible, o passe, o chute dos atletas, mensurar o domínio, passe médio e longo ou lançamento, mensurar o domínio, drible e passe, mensurar o domínio, drible e chute, mensurar o domínio, condução e passe longo ou lançamento, mensurar o domínio e chute ou arremate e, portanto, avaliar o nível técnico dos atletas de crianças e adolescentes iniciantes do futebol no projeto “Futebol Educativo na cidade de Patos-PB”. O presente estudo tratou-se de um estudo transversal, de caráter descritivo, e depois da execução dos testes os atletas foram devidamente pontuados para avaliação por meio de classificação, e os dados coletados foram analisados através da estatística descritiva, sendo que os resultados foram apresentados através de tabelas e gráficos.

PALABRAS-CHAVE: habilidades técnicas. Futebol. Escolares.