134 - ANALYSIS OF TECHNICAL-TACTICS OF ACTION COUNTER-ATTACKS IN GAMES OF SOCCER INDOOR

FABRÍCIO DA MATA FERNANDES;
ALESSANDRO JÚNIOR MENDES FIDELIS.
Uni-BH / Belo Horizonte / Minas Gerais / Brazil
matafernandes@bol.com.br

INTRODUCTION

The indoor soccer is added to the set of rules that constitute the collective sports games, and can be defined as a set of activities complex and dynamic, in which there is a clash of two teams with five players each, where its shares are being conducted in a common area with participation of both teams, in relation to possession of the ball or not, with the final goal, the goal (OLIVEIRA, 1999; SOUZA, 2002).

During a game of indoor soccer, the teams use many stock-technical tactics aimed at building advantageous terms on the opponent. While the defence seeks neutralize the actions of attack; The attack demand through offensive manoeuvres, creating an imbalance in the defence, building well, a situation favourable to finalize goal against the opponent (GARGANTA, 1997).

The counter-attack is one of the offensive actions used in indoor soccer, in which the team after recovering the possession of the ball, taking advantage of a superior numbers and or defensive imbalance of your opponent to achieve quickly and effectively to target enemy.

Few studies on the counter-attack situations are found in the literature specific to indoor soccer. Thus, this work is based on the collection and analysis of the technical and tactical actions used during the situations of counter-attack in indoor soccer, drawing upon the games of V Brazilian Championship - Selections, category Sub-15, held in Sao Paulo - 2005, through a spreadsheet of observation (Scout), is collecting data through the use of images filmed.

METHODS

A search was performed descriptive of field, to measure and analyze the behaviour technical-tactical situations from occurring during the counter-attack of the teams involved in 10 matches of the V Brazilian Championship of Selections of Indoor Soccer, category Children, held in Sao Paulo, in the year of 2005. The criteria used for selection of the sample were the final classification of the teams in the league, and analyzed the matches between 7 best teams in the competition.

Therefore the work has been done in several steps. The first step was seen sectors of the origin of the counter-attacks, dividing itself to kind of play in sectors (4 sectors longitudinal and 3 cross-called corridors), in order to observe exactly where the industry began situation to counter-attack.

In a second stage, were considered the situations numerical where the teams were in the course of the counter-attack (inferiority, equality and numerical superiority). The analysis was performed with the standard, the time of the first decision-making (the opposition) of the athlete who started the counter-attack, being characterized by a limited space by an imaginary line from the position of the athlete which led to the counter-attack, and the line-goal opponent

In a third time, were analyzed the outcome of every counter-attack (goal, finishing, loss of possession of the ball and continuity of the attack).

Then the situations numerical were analyzed in which the teams were in the course of the counter-attack finished.

They were also measured the total number of counter-attacks, the number of finalizations from the same as well as the number of goals, the effectiveness of counter-attacks, the average time of the completion of the same fashion and the number of players involved in counter-attacks finalized.

The data were collected through images filmed, and analyzed using is a spreadsheet of observation (scout).

DISCUSSION AND ANALYSIS OF RESULTS

The results measured by spreadsheet of observation are shown below. Table 1 shows the data concerning the total number of counter-attacks, counter-attacks average per game, finalizations and goals resulting from such counter-attacks, the average time duration of the fashion and the number of players involved in no counter-attacks carried out in 13 the championship games in question.

CHARACTERIZATION OF SAMPLING

CHARACTERIZATION OF SAMPLING	
Total number of counter	442
Average counter	34
Total number of finalizations in situations of counter	182
Total number of goals in situations of counter	24
Effectiveness of counter	5,4%
Effectiveness of counter	13,2%
Time average duration of the counter	4,9 seconds
Fashion of the number of players involved in counter	1

TABLE 1: Characterization of the sample

During the examination of the conduct technical-tactical observed in 13 games, were found 442 cases of counter-attacks, representing an average of 34 per game. Of these 442 counter-attacks, 158 resulted in finalizations against the opponent goal. And these 442 counter-attacks, 24 resulted in the final goal, 5.4% of effectiveness of counter-attacks. Taking into account is the only counter-attack finished; the effectiveness was even greater (13.2%) of 182 finished. To calculate the effectiveness of the counter-attack, used to the following formula: number of goals multiplied by 100, divided by the number of counter-attacks (GRECO, 2000). Moreover, in counter-attacks finalized, were found the average time of duration (4.9 seconds) and the fashion of the number of players involved in them, or the greater frequency of the number of players involved in the situations of counter - attacks finished (1).

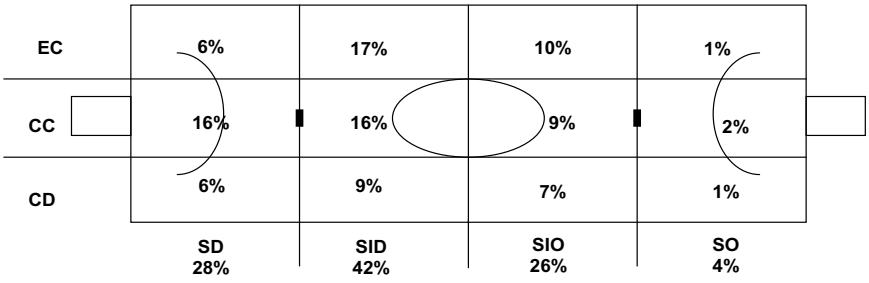

FIGURE 1 - Sectors of origin for counter-attacks
CD - Corridor law; CC-Central Corridor; EC-Left Corridor;
SD-Industry Defensive; SID - Industry Intermediate Defensive;
SIO - Industry Intermediate Offensive; SO-Industry Offensive.

As seen in graphic 1, the sectors where it started the majority of counter-attacks were the intermediary defensive (42%) and the defense (28%), or 70% of counter-attacks were led in the half-court defensive teams. This can be explained by the fact of the teams opt for a more retreat or marking of waiting, with the goal of attracting the opponent to their half-court defense, and thus operate, after the recovery of possession of the ball, the space left by the same and greater difficulty of recovery of athletes because of their advanced placement. According Saad and Costa (2001), marking the waiting (marking half-court) provides greater opportunities for counter-attacks.

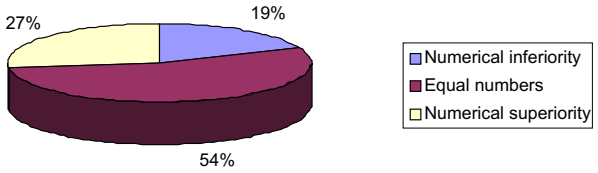

GRAPHIC 1: Structure function in situations of counter-attack.

As seen in graphic 1, 54% of counter-attacks used the same number as its functional structure, followed by superior numbers with 27% and numerical inferiority with 19%. These data show that not always the counter-attack occurs in superior numbers, and that the main aspect of identification of the same is the dismemberment of defence opponent, called by Sampedro (1997), Voser and Giusti (2002), and Drubsky (2003) as imbalance of position, which may also occur in the position of equal or numerical inferiority, as stated Valdericeda (1994).

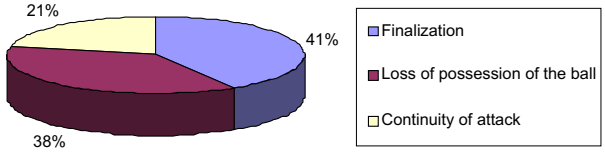

GRAPHIC 2 - Results of the situations of counter-attack

The graphic 2, it is observed that 41% of counter-attacks were finalized, 38% resulted in the loss of the final possession of the ball and 21% resulted in the continuity of the attack through the game organized ball or stopping. There is that one of the objectives of the counter-attack is to achieve the goal opponent in a dynamic through finalization. One of the factors that can justify the percentage of loss of possession of the ball from 38% in the case of counter-attack are: the structuring of the wrong counter-attack through the non-application by the attackers of the basic principles of the counter-attack, besides the posture of marking efficient of opponents.

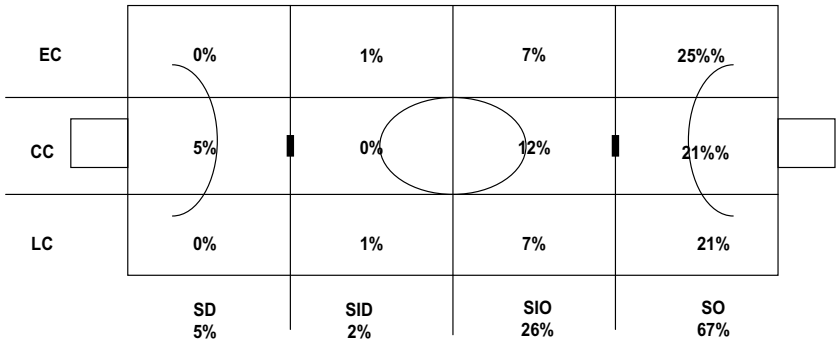

FIGURE 2-Sectors of completion of the counter-attacks
CD - Corridor law; CC-Central Corridor; EC-Left Corridor;
SD-Industry Defensive; SID - Industry Intermediate Defensive;
SIO - Industry Intermediate Offensive; SO-Industry Offensive.

As illustrated in Figure 2, the sectors of completion of the majority of counter-attacks were the sectors offensive (67%) and the intermediary offensive (26%). It is worth mentioning that the values found in sectors defensive (5%) and intermediate defensive (2%) refer to the fact of the use of the goalkeeper-line opponents by the team, which lost to the possession of the ball, called for immediate action to finalize the sectors said. The values found in the sectors of the half-court offensive, particularly in sector offensive, due to the fact of the teams that counter-attack, taking advantage of the dismemberment of defence, seek closest finish of the opponent goal, in order to provoke a situation of greater danger, with regard to a greater possibility of achieving the situations of counter-attack in goals.

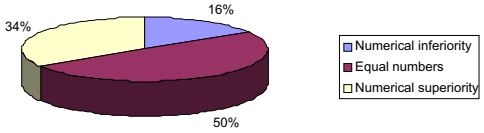

GRAPHIC 3 - structure working in counter-attacks Finished

The graphic above shows that 50% of counter-attacks finalized used the same number as its functional structure, followed by superior numbers with 34% and numerical inferiority with 16%. These data corroborate with the values found in the study of Silva et al (2006), which to examine the situations of counter-attack of the Selection Mining Sub-15 in the same competition, also got a higher frequency of finishing in counter-attacks when the structure functional was an equal number.

Other aspects discussed in counter-attacks were finalized the average time of duration and the fashion of the number of players involved, that is, the greater frequency of the number of players involved in the situation to counter-attack. The average time was 4.9 seconds, and the fashion of the number of players involved was 1, and classified according Voser and Giusti (2002) as a direct counter-attack. These data will reflect and respond to the characterization made by Canyon (1997), which states that the counter-attack is characterized by a rapid transition of the industry to rise to the industry of completion, a low time of achievement and a few of

passes. Silva et. Al (2006) ratifies this situation to find 4.93 seconds, the average duration of counter-attacks in its study. The fact of the most counter-attacks have only 1 player involved during implementation, can be explained by the use of the concepts of defensive indoor soccer by opponents, to close to the pass line of the athlete of possession of ball, inducing the same to choose the move individual.

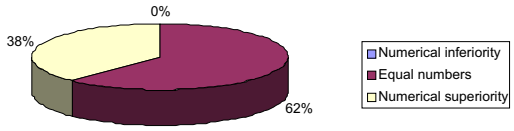

GRAPHIC 4 - Structure of functionally counter-attacks which resulted in goals

Through the graph 4, it was possible to observe that 62% of counter-attacks that resulted in goals used the numerical superiority as its functional structure, followed by equal numbers with 38% and there was no goal from the structure of numerical inferiority. These data corroborate with the values found in the study of Silva et al (2006), which also received a higher frequency of goals on counter-attacks when the functional structure was superior numbers. The results can be explained by the greater number of alternatives that the athlete of possession of ball has at the time of decision-making during the situation of numerical superiority.

Another factor that may justify this fact is the increased difficulty of performance of the defence in the position of superior numbers, as the greater number of opportunities for decision-making by the athlete's team that is fighting back, the label puts in doubt about what behaviour defensive achieve.

CONCLUSIONS

From the observation and analysis of the thirteen games made in the V Brazilian Championship of Selections, category child, held in Sao Paulo in the year of 2005, there is evidence on the importance of situations of counter-attack in indoor soccer, which occur from how often during the matches, and 41% of the time, achieve its primary goal, which is to finish the goal opponent. It was also possible to identify the level of effectiveness of the counter-attack, which was 5.4%.

It was also during the search, that the counter-attack is not always in superior numbers, and that the main aspect of identification of the same is the dismemberment of defence opponent, taking advantage is the advantage positional the attack on defence.

It is also that a large part of the counter-attacks were led in the half-court defensive teams.

Through the analysis performed, it was possible to identify that the loss of possession of the ball was a result we got a percentage of 38% in case of counter-attack, which suggests, a major concern with this action offensive, in order, to elevate the frequency of finalizations this offensive action.

In considering the counter-attacks which have resulted final completion, it was possible to observe that the industry was offensive where most of counter-attacks were finalized; noting there yet, that the situation of numerical equality was the most used functional structure.

Other aspects discussed in counter-attacks were finalized in the mean time duration (4.9 seconds) and the fashion of the number of players involved (1), featuring the direct counter-attack.

There was also that the counter-attack presented a percentage of effectiveness of completion of 13.2%. Thus, should be activities of counter-attacks in the teaching-learning process-training in indoor soccer.

In reviewing the goals of counter-attack, it was possible to identify the numerical superiority was the functional structure which submitted the highest percentage of frequency in goals originated from this offensive action.

Considering this fact, it is suggested, during the sessions of training, a charge by the coaches, for greater efficiency in the activities of counter-attack in superior numbers, in order that this situation can define the matches.

REFERENCES

DRUBSKY, R. *O Universo Tático do Futebol.* 1. ed. Belo Horizonte: Health, 2000.

GARGANTA, Julio Manoel S. *Modelação Táctica do Jogo de Futebol*: estudo da organização da fase ofensiva em equipes de alto rendimento. 1997. 292 f. Tese (Doutorado em Ciências do Desporto) Faculdade de Ciências do Desporto e de Educação Física. Universidade do Porto, 1997, Lisboa, Portugal, 1997.

GRECO, P. J. *Caderno de Rendimento do Atleta de Handebol.* 1. ed. Belo Horizonte: Health, 2000.

OLIVEIRA, L. M. Perfil *de Actividade do Jovem Jogador de Futsal, um Estudo em Atletas Juvenis Masculinos*. 1999. Dissertação (Mestrado em Ciência do Deporto) - Faculdade de Ciências do Deporto e de Educação Física, Universidade do Porto, Porto, 1999.

SAAD, M.; COSTA, C. F. *Futsal*: movimentações defensivas e ofensivas. Florianópolis: Visual Books, 2001.

SAMPEDRO, J. *Futbol Sala, las acciones del juego*: análisis metodológico de los sistemas de juego. Madrid: Gymnos, 1997.

SILVA, M. V. et al. The Counter Attack in Futsal: observation and analysis of the game of the mineira sub-15 tem in the brazilian teams championship. *The FIEP Boulletin,* Foz do Iguaçú, V. 76, n. Ed. Esp, p. 440-443, 2006

SOUZA, Pablo Ramon Coelho de. *Validação de Teste para Avaliar a Capacidade de Tomada de Decisão e o Conhecimento Declarativo em Situações de Ataque no Futsal*. 2002. 144 f. Dissertação (Mestrado em Treinamento Esportivo) - Escola de Educação Física, Fisioterapia e Terapia Ocupacional. Universidade Federal de Minas Gerais, Belo Horizonte, 2002.

VALDERICEDA, F. *Futbol Sala*: defesa, ataque, estratégias. Madrid: Gymnos, 1994.

VOSER, R. C.; GIUSTI, J. G. *O Futsal e a Escola*: uma perspectiva pedagógica. Porto Alegre: ARTMED, 2002.

Avenida Bernardo Vasconcelos, 2600, Apto 502, Ipiranga
Belo Horizonte - CEP: 31160-440
Tel (031) 9227-9832
matafernandes@bol.com.br

ANALYSIS OF TECHNICAL-TACTICS OF ACTION COUNTER-ATTACKS IN GAMES OF SOCCER INDOOR

ABSTRACT

During a game of indoor soccer, the teams use many stock-technical tactics aimed at building advantageous terms on the opponent. In indoor soccer, there is a clear need to raise the level of effectiveness of offensive actions, including the counter-attack, thus allowing a greater number of opportunities for goal. This study aimed to determine the frequency of cases of counter-attack in the games of indoor soccer and his effectiveness, and analyze the technical and tactical behaviour occurred during the counter-attacks, in games of indoor soccer. The sample of the study was composed of 13 games from the V Brazilian Championship - Selections,

category sub-15. From the observation of these games, were collected and analyzed through a spreadsheet of observation, the behaviour technical-tactical achieved by players in situations of counter-attack. The technique was used for observation of the analysis focused on the game and for treatment of the data was used a descriptive analysis. After processing the data, it was observed that of the 442 cases of counter-attacks, 182 (26%) resulted in finalizations against the opponent goal, and that these 182 finalizations, 24 (33%) were led in goals, and the effectiveness of completion (13.2%). It was possible to see, too, that the counter-attacks used predominantly numerical equality as functional structure (54%), and that the sector that occurred in the largest percentage of origin of the counter-attacks was the intermediary sector defensive (42%). Thus, it is concluded from the present study that the counter-attacks, mostly, using the same number as functional structure, had commenced in the middle-court defensive, and has the final result, the completion.

KEYWORDS: Soccer indoor, counter-attack and observation of the game.

ANALYSE DES ACTIONS TECHNICO-TACTIQUES DU CONTRE-ATTAQUE AUX MATCHS DE FOOTBALL EN SALLE.

RESUMÉ

Pendant un match de football en salle, les équipes utilisent de nombreuses actions technico-tactiques qui cherchent à construire des conditions avantageuses sur l'adversaire. Dans le football en salle, il existe um evident besoin d'élever le niveau d'efficacité des actions offensives, parmielles, la contre-attaque, qui rend possible un plus grand nombre d'occasion de buts. La présente étude a eu l'objectif de vérifier la fréquence des situations de la contre-attaque dans les matchs de football en salle et leur efficacité, et analyser les comportements technico-tactiques présentés pendant les contre-attaque dans les jeux de futsal. L'échantillom de l'étude a été composé par 13 matchs du Ve. Championnat brésilien de sélections, catégorie sous 15. A partir de l'observation de ces jeux, on a rassemblé et analysé à travers une feuille de calcul de l'observation, les comportements technico-tactiques accomplis par le joueurs dans les situations de la contre-attaque. La technique d'observation qu'on a utilisée était celle d'analyse centrée dans le jeu et pour le traitement des données on a utilisé l'analyse descriptive. Après le traitement des données, on a abouti a des finalisations contre le but opposant, et de ces 182 finalisations, 24 (33%) ont abouti à des buts, ayant comme efficacité de la finalisation (13,2 %). Il a été possible d'observer, aussi, que les contre-attaques ont utilisé surtout l'égalité numérique pomme scructure utilitaire d'une manière prédominante (54%) et que la section où l'on a vérifié le plus grand pourcentage d'origine des contre-attaques était la section intermédiaire défensive (42%). Ainsi, a-t-on conclu à partir de cette étude que les contre-attaques, pour la plupart, ont utilisé l'égalité numérique, comme structure et utilitaire; ils ont commencé dans le demiterrain et ils ont comme résultat la finalisation.

MOTS-CLÉS: Football en Salle, contre-attaque et observation du match

ANÀLISE DE LAS ACCIONES TÈCNICO-TÁCTICAS DEL CONTRAATAQUE EN JUEGOS DE FÚTBOL SALA

RESUMEN

Durante una partida de fútbol sala, los equipos utilizan innumeras acciones técnico-tácticas visando construir condiciones ventajosas sobre el adversario. En el futsal, existe una necesidad evidente de elevar el nivel de efectividad de las acciones ofensivas, entre ellas, el contraataque, posibilitando de esta forma un mayor número de oportunidades de gol. El presente estudio tuvo como objetivo verificar la frecuencia de las situaciones de contraataque en los juegos de fútbol sala y su efectividad, y analizar los comportamientos técnico-tácticos ocurridos durante los contraataques, en juegos de fútbol sala. La muestra del estudio fue compuesta por 13 juegos de la V Campeonato Brasileño de Selecciones, categoría sub-15. desde la observación de estos juegos, fueron colectados y analizados a través de una planilla de observación, los comportamientos técnico-tácticos realizados por los jugadores en las situaciones de contraataque. La técnica de observación utilizada fue a de análisis centrado en el juego y para tratamiento de los datos fue utilizada el análisis descriptivo. Después el tratamiento de los datos, se observó que de las 442 situaciones de contraataques, 182 (26%) resultaron en finalizaciones contra a meta adversaria, siendo que de estas 182 finalizaciones, 24 (33%) se resultaron en goles, teniendo como efectividad de finalización (13,2%). Fue posible observar, también, que los contraataques utilizaron predominantemente la igualdad numérica como estructura funcional (54%), y que el sector en el que ocurrió el mayor porcentual de origen de los contraataques fue el sector estraperlista defensivo (42%). De esta forma, se concluye a través del presente estudio que los contraataques, en su mayoría, utilizan la igualdad numérica como estructura funcional, se inician en la media-cuadra defensiva, y tiene como resultado final, a finalización.

PALABRAS-LLAVES: Fútbol sala, contraataque y observación de juego.

ANÀLISE DAS AÇÕES TÈCNICO-TÁTICAS DO CONTRA-ATAQUE EM JOGOS DE FUTSAL

RESUMO

Durante uma partida de futsal, as equipes utilizam inúmeras ações técnico-táticas visando construir condições vantajosas sobre o adversário. No futsal, existe uma necessidade evidente de elevar o nível de efetividade das ações ofensivas, entre elas, o contra-ataque, possibilitando desta forma um maior número de oportunidades de gol. O presente estudo teve como objetivo verificar a freqüência das situações de contra-ataque nos jogos de futsal e sua efetividade, e analisar os comportamentos técnico-táticos ocorridos durante os contra-ataques, em jogos de futsal. A amostra do estudo foi composta por 13 jogos do V Campeonato Brasileiro de Seleções, categoria sub-15. A partir da observação destes jogos, foram coletados e analisados através de uma planilha de observação, os comportamentos técnico-táticos realizados pelos jogadores nas situações de contra-ataque. A técnica de observação utilizada foi a de análise centrada no jogo e para tratamento dos dados foi utilizada a análise descritiva. Após o tratamento dos dados, observou-se que das 442 situações de contra-ataques, 182 (26%) resultaram em finalizações contra a meta adversária, sendo que destas 182 finalizações, 24 (33%) se resultaram em gols, tendo como efetividade de finalização (13,2%). Foi possível observar, também, que os contra-ataques utilizaram predominantemente a igualdade numérica como estrutura funcional (54%), e que o setor em que ocorreu o maior percentual de origem dos contra-ataques foi o setor intermediário defensivo (42%). Desta forma, conclui-se através do presente estudo que os contra-ataques, em sua maioria, utilizam a igualdade numérica como estrutura funcional, se iniciam na meia-quadra defensiva, e tem como resultado final, a finalização.

PALAVRAS-CHAVES: Futsal, contra-ataque e observação de jogo.