104 - MAIN CAUSES OF TRANSTIBIAL AMPUTATION IN REHABILITATION CENTER COLLEGE OF ASSISI GURGACZ: EPIDEMIOLOGICAL STUDY.

BIANCA GIEHL
CAROLINE RIBEIRO
DIANDRA SILVA
SAMARA SILVA
Faculdade Assis Gurgacz-FAG, Cascavel-PR, Brasil
bianca.giehl@gmail.com

INTRODUCTION

According to Carvalho (2003) amputation is a word derived from the Latin, means the removal of all or part of a limb or more, which can be surgical or traumatic. Have a transtibial amputation can be defined as tibiotarsal dislocation and knee joint, which can be divided into proximal, middle and distal.

In Brazil, the incidence is estimated 13.9 per 100,000 inhabitants / year, and is contacted that the transtibial level corresponds to 22.9% and the 2nd highest incidence in the lower limbs (Santos et al, 2010). The only absolute indication for amputation is irreversible ischemia in a diseased or injured and can also be to preserve the lives of patients with uncontrollable infections and the best option in some patients with tumors. Amputation should not be considered as treatment failures and, yes, as another treatment modality. But we should not consider amputation as the end of something or just the loss of a member which in turn will generate disabilities. Thus we can consider it as the beginning of a new phase, because on one side there was the loss of a limb and change in body image, the other is eliminated the danger of loss of life, or gave relief to intolerable sufferings, becoming still possible greater freedom of action (AZEVEDO;FONSECA,2002).

Amputations can occur for several reasons: trauma, vascular processes, thrombosis, tumor, infection, congenital and rheumatoid arthritis.

This study aimed to identify the main causes of transtibial amputees treated at the Rehabilitation Centre Gurgacz Assisi School.

METHODOLOGY

This is a field study, epidemiological data collection from secondary sources, quantitative character, and the research sample comprised 143 individuals, consisting of 28 females and 115 males, aged 06 - 80. The data were collected in the rehabilitation center of Assisi School Gurgacz-FAG in the town of Rattlesnake PR in October 2012, through the consultation of medical records of patients with a transtibial amputation where we analyzed the age at which the patient underwent amputation, the because of his amputation, if there was a second amputation, his current age and sex.

After collecting the same data were grouped according to age, gender, cause of amputation and if there was a second amputation, where they will be drawn graphs in Microsoft Excel, along with statistical data analysis

RESULTS AND DISCUSSION

Based on the data collected it was found that the age of amputation of individuals varies from 06 to 80 years. With an average age of 46.30 years amputation.

According to Vita and Sanitas (2009) in their study conducted at Hospital of St Cottolengo Vila, lower limb amputations, 154 of the 202 individuals studied were male, accounting for 76.24% while 48 of the 202 subjects were sex female, totaling 23.8%. In this research, conducted at the rehabilitation center of Assisi School Gurgacz, with transtibial amputees, the prevalence was also male, and 80.41% men and 19.58% women.



Gráfico 1: Porcentagem de homens e mulheres amputados. Fonte: dados coletados pelo autor.

In the study conducted at Hospital Nossa Senhora da Conceição with lower limb amputees where the sample had amputated the incidence of 39.90% between 71-80 being the largest age group of amputees, Jeremiah and Agnes (2001), and also for Vita and Sanitas (2009) the vast majority of amputees are with ages above 50. Contradicting the results of this research where the age of amputation was with higher incidence of adults 20-50 years, including young adults and adults. Since youth are 9.09%, 64.34% and elderly adults 26.57%, considering this result due to the research being patients with transtibial.



Gráfico 2: Faixa etária dos amputados. Fonte: dados coletados pelo autor.

Agne et al (2004) in his study at the University Hospital of Santa Maria, Rs, where amputations were mostly vascular

and metabolic causes. Already Nunes et al (2006), in his work says that one of the predisposing factors for lower extremity amputation is the presence of diabetes mellitus, traumatic injuries are soon to follow.

According to the present data we found that 45.45% was traumatic causes, diabetes 28.67%, 13.29% thrombosis, osteomilite 3.50%, 2.80% infection, cancer 2.80%, 2 , 10% vascular cause, 0,70% congenital causes and 0,70% rheumatoid arthritis, totaling 100% of records surveyed (Figure 3), which differed from the studies cited by transtibial be patient.

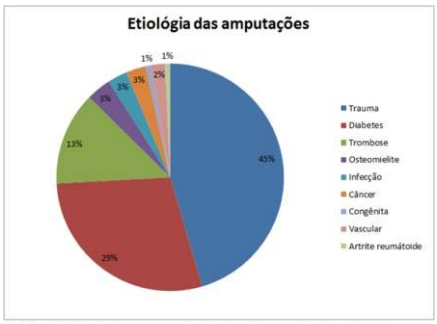

Gráfico 3: Etiologia das amputações. Fonte: dados coletados pelo autor.

The intersection of data on age and cause of amputation, it was found that between 0-20 age was 84.61% from traumatic causes, as well as between the ages of 20-60 years, the highest incidence was also traumatic to 53 84% of cases. In the age group between 60-80 years the most frequent cause of amputation was diabetes with 48.71% of the cases (Figure 4).

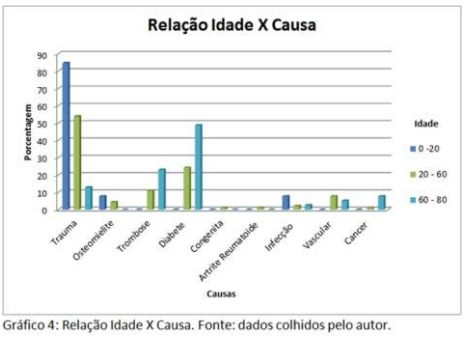

Gráfico 4: Relação Idade X Causa. Fonte: dados colhidos pelo autor.

When analyzed the correlation between the variables gender and cause of amputations identified a prevalence of traumatic amputations with 51.30% for males. As for the female was observed that the highest incidence of diabetes is caused 25.21% of the cases (Figure 5).

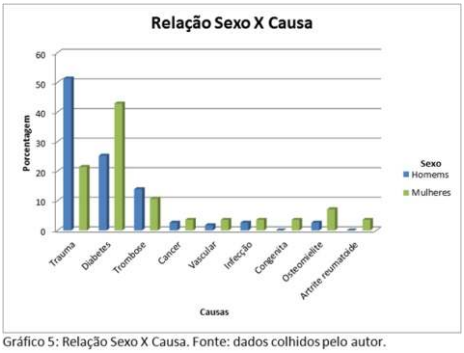

Gráfico 5: Relação Sexo X Causa. Fonte: dados colhidos pelo autor.

In the matter of amputees bilateral lower limb, this study showed that 6 people underwent a second amputation of the 143 patients analyzed, and 3 due to diabetes, 1 cancer, 1 trauma, and 1 osteomilite, showing no cause vascular as shown Ferreira et al (2004) in his work with amputees biliterais.

CONCLUSION

According to the results found by this study, we conclude that the main cause of transtibial amputations in Rehabilitation Center FAG was traumatic, secondly diabetes, followed by thrombosis, osteomilite, infection, cancer, congenital, vascular and end rheumatoid arthritis. When analyzing the results by age group the highest rate of amputation was 20 to 60 years, or adults. When the cause relates to the age of amputation was found that 0-20 years and 20-60 years was the highest incidence trauma, since 60-80 years has been the major cause diabetes. But considering the genre, men have higher rates of amputation compared women their cause was also due to trauma and for females was diabetes. From these data, it was possible to identify the main causes of transtibial amputation physiotherapy allowing better direct their actions regarding rehabilitation, and also showing the need for further research on the subject addressed.

REFERENCIAS BIBLIOGRÁFICAS

CARVALHO JA. Amputações de Membros Inferiores: em busca da plena reabilitação. Barueri, SP: Manole 2ª. Ed. 2003.

BOCOLINI, F. Reabilitação: Amputados, Amputações, Próteses. 2° ed. Ed. Guanabara: São Paulo – SP, 2000.

VITA E SANITAS,2011.Prevalência de amputados de membros inferiores atendidos no Hospital da Vila São José Bento Cottolengo, em Trindade – GO.Disponível em:< http://fug.edu.br/revista_3/pdf/prevalenciadeamputados.pd >Acesso em:

10 out. 2012.

SOUZA, PEDROSA, RIESCO E MARTINS. Perfil epidemiológico dos pacientes amputados de membros inferiores atendidos em um Centro de Reabilitação de Trindade.Disponível em:<http://fug.edu.br/2010/pdf/tcc/Perfil%20epidemiologico%20dos%20pacientes%20amputados%20de%20membros%20inferiores%20atendidos%20em%20um%20centro%20de%20reabilitacao%20de%20Trindade.pdf > Acesso em:10 out. 2012.

JEREMIAS E FERÃO.Incidência de Amputações de Membros Inferiores No Hospital Nossa Senhora da Conceição da Cidade de Tubarão / SC. Janeiro de 2000 à Dezembro de 2001.Disponivel em:< http://www.fisiotb.unisul.br/Tccs/03a/nadia/artigonadiajeremias.pdf >Acesso em: 10 out.2012.

AGNE, CASSOL, BATAGLION E FERREIRA.Identificação das causas de amputação de membros no Hospital Universitário de Santa Maria, Rio Grande do Sul. 2004. Disponível em:< http://www.google.com.br/#hl=pt-BR&q=+Identifica%C3%A7%C3%A3o+das+causas+de+amputa%C3%A7%C3%A3o+de+membros+no+Hospital+Universit%C3%A1rio+de+Santa+Maria%2C+Rio+Grande+do+Sul&oq=+Identifica%C3%A7%C3%A3o+das+causas+de+amputa%C3%A7%C3%A3o+de+membros+no+Hospital+Universit%C3%A1rio+de+Santa+Maria%2C+Rio+Grande+do+Sul&gs_l=serp.12...0.0.2.106303.0.0.0.0.0.0.0.0..0.0...0.0...1c.RlV6pnzA6yU&fp=1&bpcl=38093640&biw=1280&bih=653&bav=on.2,or.r_gc.r_pw.&cad=b > Acesso em: 10 out. 2012.

FERREIRA, FRANKINI, DAVID E HAFFNER, 2004.Análise retrospectiva sobre a prevalência de amputações bilaterais de membros inferiores. Disponível em:<http://www.abotec.org.br/ilustracoes/Analiseretrospectiva sobreaprevalencia.pdf>Acesso em: 10 out. 2012.

GESUALDO, R. Estudo epidemiológico dos pacientes amputados atendidos no centro de reabilitação FAG. 2007. Disponível em: <http://www.fag.edu.br/tcc/2007/Fisioterapia/estudo_epidemiologico_dos_pacientes_amputados_atendidos_no_centro_de_reabilitacao_fag.pdf> Acesso em: 10 out. 2012.

SANTOS, L. F. Perfil das amputações de membros inferiores de pacientes cadastrados na Associação de Deficientes Físicos de Apucarana. Revista Saúde e Pesquisa, v. 3, n. 1, p. 59-64, jan./abr. 2010 - ISSN 1983-1870.Disponível em:<http://www.cesumar.br/pesquisa/periodicos/index.php/saudpesq/article/viewArticle/1327> Acesso em: 15 out. 2012.

Corresponding author:
Street: Anibal curi, 405 - AP 22 - Santa Cruz
CEP: 85806097 Rattlesnake / PR
bianca.giehl@gmail.com

MAIN CAUSES OF TRANSTIBIAL AMPUTATION IN REHABILITATION CENTER COLLEGE OF ASSISI Gurgacz: EPIDEMIOLOGICAL STUDY.

ABSTRACT

Introduction: Amputation means the removal of all or part of a limb or more, which can be surgical or traumatic. Have a transtibial amputation can be defined as tibiotarsal dislocation and knee joint, which can be divided into proximal, middle and distal. And may occur for various reasons such as, trauma, vascular processes, thrombosis, tumor, infection, congenital and rheumatoid arthritis. The primary objective of this study was to identify the main causes of transtibial amputations in patients at the Rehabilitation Center of Assisi School Gurgacz. Methodology: This is a field study, epidemiological data collection from secondary sources, quantitative character, and the research sample comprised 143 individuals, consisting of 28 females and 115 males, aged 06-80 years. Data were obtained through consultation of medical records of patients at the Rehabilitation Centre FAG in October 2012. Results: The etiology of amputation was 45% trauma, diabetes 29%, 13% thrombosis, osteomilite 3%, 3% infection 3% cancer, congenital 1%, 2% by vascular and 1% rheumatoid arthritis. The highest incidence of amputations was found among adults, 20-60 years, and the leading cause in this age group was also traumatic 53.84%. Regarding the cause of amputation and sex in women was the predominant cause of diabetes with 42.85%, and the leading cause in men with traumatic was 51.30%. Of these 143 patients only 6 underwent a second amputation. Conclusion: From these data, it was possible to identify the main causes of transtibial amputation physiotherapy enabling better target their actions regarding rehabilitation, and also showing the need for further research on the subject addressed.

KEYWORDS: transtibial amputation, cause, physiotherapy.

PRINCIPALES CAUSES DE AMPUTATION TRANSTIBIALE EN RÉADAPTATION CENTRE UNIVERSITAIRE D'ASSISE GURGACZ: ÉTUDE ÉPIDÉMIOLOGIQUE.

RESUME

Introduction: Amputation signifie la suppression de tout ou partie d'un membre ou plus, ce qui peut être chirurgical ou traumatique.Avoir une amputation transtibiale peut être définie comme la dislocation tibio-tarsienne et l'articulation du genou, ce qui peut être divisé en proximale, intermédiaire et distale. Et peuvent survenir pour diverses raisons telles que, les traumatismes, les processus vasculaires, la thrombose, de tumeurs, les infections, l'arthrite rhumatoïde et congénitale. Objectif: identifier les principales causes d'amputation chez les patients Transtibial au Centre de Réhabilitation de l'école Gurgacz Assise et évaluer les données telles que le sexe et l'âge de l'amputation s'il y avait une deuxième amputation. Méthodologie: Il s'agit d'une étude sur le terrain, la collecte des données épidémiologiques provenant de sources secondaires, le caractère quantitatif, et l'échantillon de recherche était composée 143 personnes, composé de 28 femmes et 115 hommes, âgés de 06-80 ans. Les données ont été obtenues par la consultation des dossiers médicaux des patients dans la ville de crotale en Octobre 2012. Résultats: L'étiologie de l'amputation était un traumatisme 45%, 29% le diabète, la thrombose de 13%, osteomilite 3%, l'infection 3% 3% du cancer, congénitale 1%, 2% et 1% par la polyarthrite rhumatoïde vasculaire. L'âge moyen de l'amputation était plus élevé chez les adultes de 20-60 ans, avec le plus grand intérêt à cet âge était aussi traumatique 53,84% des cas, étant donné que la cause de l'amputation et le sexe, les femmes prédominent dans la cause de 42,85% de diabète, et chez les hommes était la principale cause traumatique avec 51,30%.Parmi ces 143 patients seulement 6 ont subi une deuxième amputation. Conclusion: A partir de ces données, il a été possible d'identifier les principales causes de la physiothérapie amputation transtibiale permettant de mieux cibler leurs actions en matière de réadaptation, et qui montre également la nécessité de poursuivre les recherches sur le sujet abordé.

MOTS-CLÉS: amputation transtibiale, la cause, la physiothérapie

PRINCIPALES CAUSAS DE AMPUTACIÓN TRANSTIBIAL EN LA REHABILITACIÓN DEL CENTRO UNIVERSITARIO DE ASÍS GURGACZ: ESTUDIO EPIDEMIOLÓGICO.

RESUMEN

Introducción: Amputación significa la extirpación de todo o parte de una extremidad o más, que puede ser quirúrgica o traumática.Tienes una amputación transtibial se puede definir como la dislocación tibiotarsal y articulación de la rodilla, que se puede dividir en proximal, media y distal. Y puede ocurrir por diversas razones, como, traumatismos, procesos vasculares, trombosis, tumor, infección, artritis reumatoide y congénita. Objetivo: Identificar las principales causas de las amputaciones tibiales en pacientes del Centro de Rehabilitación de Asís Escuela Gurgacz y evaluar datos tales como el género y la edad de la amputación si había una segunda amputación. Metodología: Es un estudio de campo, recolección de datos epidemiológicos de fuentes secundarias, de carácter cuantitativo, y la muestra de la investigación compuesto por 143 personas, compuesto por 28 mujeres y hombres, con edades entre 115 06-80 años. Los datos se obtuvieron mediante la consulta de las historias clínicas de los pacientes en la ciudad de serpiente de cascabel en octubre de 2012. Resultados: La causa de la amputación era 45% trauma, diabetes 29%, 13% trombosis, osteomilite 3%, 3% 3% infección cáncer, congénita 1%, 2% y 1% por la artritis reumatoide vascular. La edad promedio de amputación fue mayor en adultos de 20-60 años, con un gran interés en esta edad también fue traumático 53,84% de los casos, ya que la causa de amputación y de género, las mujeres predominan en la causa de 42,85% con diabetes, y en los hombres la principal causa fue traumática con 51,30%. De estos 143 pacientes se sometieron a sólo 6 una segunda amputación.Conclusión: A partir de estos datos, fue posible identificar las principales causas de amputación transtibial fisioterapia que permite orientar mejor sus acciones con respecto a la rehabilitación, y que muestra también la necesidad de seguir investigando sobre el tema abordado.

PALABRAS CLAVE: amputación transtibial, causa, fisioterapia.

PRINCIPAIS CAUSAS DAS AMPUTAÇÕES TRANSTIBIAIS NO CENTRO DE REABILITAÇÃO DA FACULDADE ASSIS GURGACZ: ESTUDO EPIDEMIOLÓGICO.

RESUMO

Introdução: Amputação significa a retirada total ou parcial de um membro ou mais, podendo ser cirúrgica ou traumática. Já a amputação transtibial pode ser definida como desarticulação tibiotársica e articulação de joelho, podendo ser dividida em terço proximal, médio e distal. E podem ocorrer por diversas causas como, trauma, processos vasculares, trombose, tumorais, infecciosos, congênitos e artrite reumatoide. O objetivo primário do presente estudo foi identificar as principais causas de amputações transtibiais nos pacientes do Centro de Reabilitação da Faculdade Assis Gurgacz. Metodologia: Trata-se de um estudo de campo, epidemiológico, de coleta de dados de fonte secundaria, de caráter quantitativo, sendo a amostra de pesquisa composta por 143 indivíduos, sendo: 28 do sexo feminino e 115 do sexo masculino, com idade entre 06-80 anos. Os dados foram obtidos através da consulta de prontuários dos pacientes no Centro de Reabilitação FAG no mês de outubro de 2012. Resultados: A etiologia das amputações ficou em 45% traumáticas, 29% diabetes, 13% trombose, 3% osteomilite, 3% infecção, 3% câncer, 1% congênito, 2% vascular e 1% por artrite reumatoide. A maior incidência de amputações foi encontrada entre adultos, 20-60 anos, sendo que a maior causa nesta faixa etária também foi traumática 53,84%. Já em relação a causa da amputação e o sexo, em mulheres foi predominante a causa de diabetes com 42,85%, e em homens a principal causa foi traumática com 51,30%. Desses 143 pacientes apenas 6 sofreram uma segunda amputação. Conclusão: A partir desses dados, foi possível identificar as principais causas das amputações transtibiais possibilitando a fisioterapia melhor direcionar suas ações quanto à reabilitação, e mostrando também a necessidade de maiores pesquisas no tema abordado.

PALAVRAS CHAVES: amputações transtibiais, causa, fisioterapia.